



MONTMARTRE EASY



MONTMARTRE EASY_ Credenza in noce canaletto, tinto moka | Sideboard in moka stained american walnut.



MONTMARTRE EASY_ Particolare del top in ottone martellinato e maniglia in ottone, finitura bronzata rifiniti a mano. | Detail view: Top in hammered brass and handle in brass, bronzed finish refined by hand.



MONTMARTRE EASY_ Particolare credenza in frassino tinto Sherry con basamento in metallo, finitura bronzo antico | Sideboard detail in Sherry stained ashwood with base in metal, antique bronze finish.

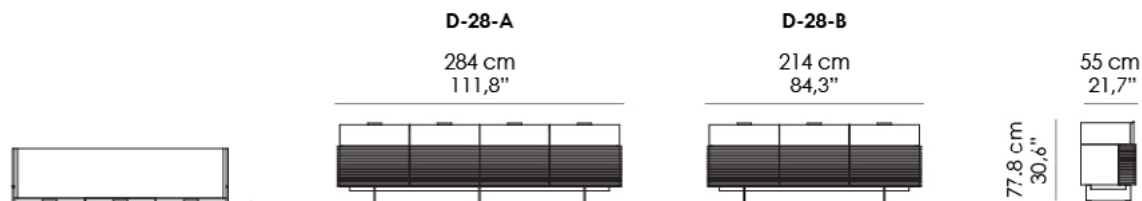


MONTMARTRE EASY_ Base in fusione d'ottone martellinata finitura bronzata, rifinita a mano (su richiesta). | Base in hammered cast brass bronzed finish, refined by hand (upon request).

MONTMARTRE EASY

Credenza. Struttura in listellare di pino italiano, impiallacciata esternamente in Noce o Frassino, internamente in acero naturale e assemblata a 45°. Ante e cestoni decorati con strisce orizzontali in legno massello di Noce o Frassino. Base metallo, finitura Bronzo Antico. Maniglie (MAN-18) in fusione di ottone finitura Bronzata, rifinite a mano. Cerniere in ottone, disegnate da Bellavista Collection, finitura Bronzo Antico (OBA) con apertura a 180°. Cassetti con tecnologia di guida completamente sincronizzata, sistema di frenata soft-close.
 Credenza con larghezza 214 cm: n. 2 ante a forma di "L". N. 1 cestone e n. 3 cassetti.
 Credenza con larghezza 284 cm: n. 2 ante a forma di "L". N. 2 cestoni e n. 4 cassetti.
 Optional:
 Top in marmo oppure ottone martellinato, finitura Bronzata (BAM) rifinita a mano.
 Base in fusione di ottone martellinato, finitura Bronzata (CASTBAM) rifinita a mano (Prezzo su richiesta).

Sideboard. Structure made in Italian poplar blockboard, veneered outside with real Walnut or Ashwood, inside with real natural maple wood, 45° assembly. Doors and deep drawers adorned with solid Walnut or Ashwood strips. Base in metal, Antique Bronze finish (BA). Handles in cast brass (MAN-18), Bronzed finish, refined by hand. In-house designed hinges, made in brass, Antique Bronze finish (OBA) for 180° door opening. Drawers with fully synchronized slide technology, soft-close damping system.
 For width 214 cm: no. 2 L-shaped doors. No. 1 deep drawer and no. 3 drawers.
 For width 284 cm: no. 2 L-shaped doors. No. 2 deep drawers and no. 4 drawers.
 Optional:
 Top in marble or in hammered brass, Bronzed finish (BAM) refined by hand.
 Base in hammered cast



FINITURE STANDARD | STANDARD FINISHES

| | |
|---|---|
|  | NC <i>Noce Canaletto Naturale</i> <i>Natural American Walnut</i> |
|  | NCS <i>Noce Canaletto Scuro</i> <i>Dark American Walnut</i> |
|  | NCM <i>Noce Canaletto Moka</i> <i>Moka American Walnut</i> |
|  | FRSH <i>Frassino Sherry</i> <i>Sherry Ashwood</i> |
|  | FRM <i>Frassino Moka</i> <i>Moka Ashwood</i> |


INTERNO | INNER

| | |
|---|---|
|  | A <i>Acero Naturale</i> <i>Natural Maple</i> |
|---|---|

OPTIONAL: TOP | TOP

| | |
|---|--|
|  | MDB <i>Marmo "Emperador Dark Brown"</i> <i>Marble "Emperador Dark Brown"</i> |
|  | BAM <i>Ottone martellinato, finitura Bronzata</i> <i>Hammered brass, Bronzed finish</i> |

BASE | BASE

| | |
|---|--|
|  | CASTBAM <i>Fusione di ottone martellinato, finitura bronzo antico</i> <i>Hammered cast brass, antique bronze finish</i> |
|---|--|